


# Mandascat

[www.mandascat.com](http://www.mandascat.com)




Amanda shared her ideas and explained how she creates her artwork.






- First Amanda takes photographs of places in the North East.




Then Amanda uses paints to create her background.



Carefully looking at the detail and the outline of the buildings, she draws her key landmarks.



- Sometimes, she adds cartoon characters.



- The background with the landmarks ready to be put together...



---

HMB Accountants' illustration – Final artwork



Amanda Shared her techniques with us.



We practised our own skills using water colours.



We created our own artwork painting splodges, lines, swirls using water colours.

We then added water to make the colours bleed. This created our background.






We visited the Headland in Hartlepool and looked at landmarks for our artwork.



Tracing our own  
Headland  
landmarks, after  
we had painted  
the back of the  
photograph.






We cut the pictures out and then we put our landmarks onto our background.







We visited many key places in Hartlepool and took photographs for our artwork.





We printed our photographs and traced them onto plastic paper using neon- coloured chalk pens.





- We enjoyed working with our local artist, Amanda Smith of Mandascot.